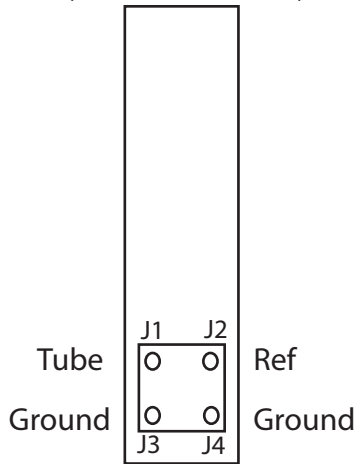


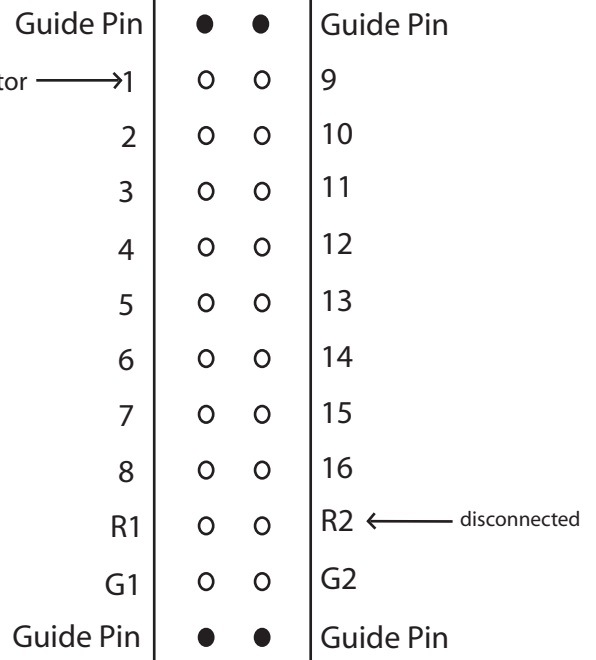
16-channel Plextrode® U-Probe Specifications

View of Jumper Posts
(rear view of connector)



White dot on connector adjacent to ch #1

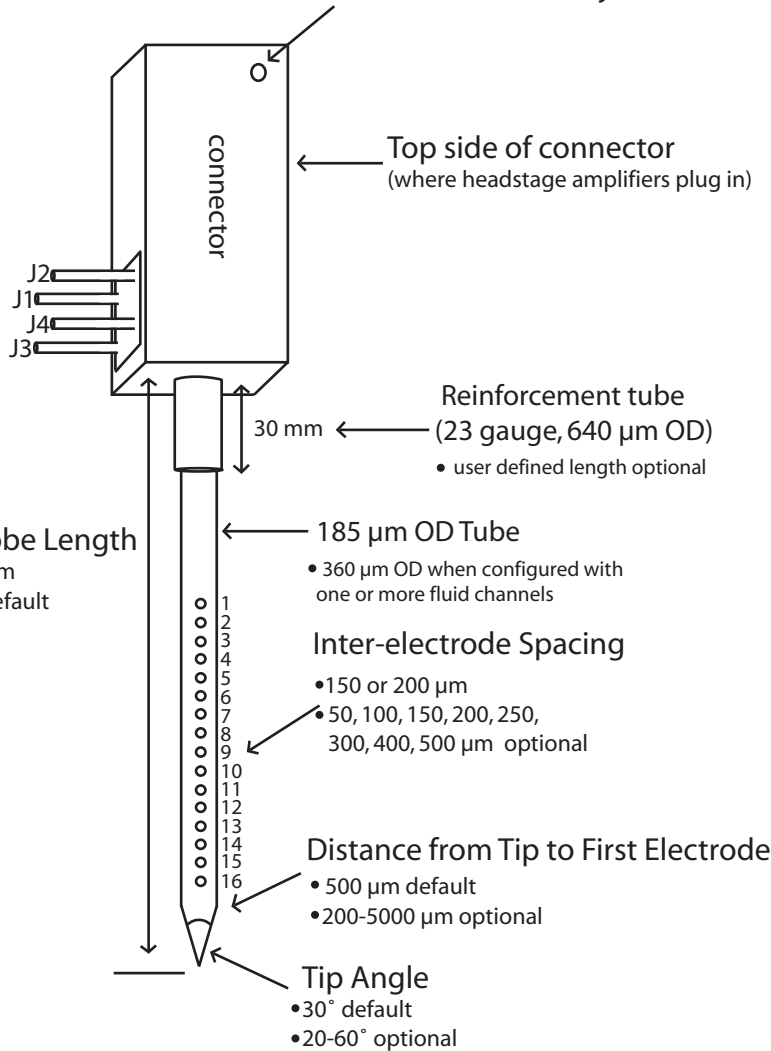
View of Connector Pins
(location where headstage amplifiers plug in)



Jumper Posts

- J1: Tube
- J2: Reference
- J3: Ground
- J4: Ground

White dot on connector adjacent to ch #1



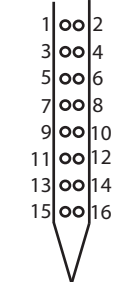
Other Specifications:

- 15 µm platinum/iridium HML (polyimide) insulated wire, secured in medical-grade epoxy (20 or 25 µm optional)
- Available in single, stereotrode or tetrode configurations (50 µm electrode spacing within stereotrode or tetrode)
- Available with up to two fluid channels (40 µm glass capillary), set between any electrode sites (user defined)

Stereo/Tetrode Specifications:

- 50 µm spacing within stereo/tetrode, user defined spacing between stereo/tetrode

Stereotrode Configuration



Tetrode Configuration

